

TOKK™ FINGERPRINT LOCK Model PL4



Fingerprint



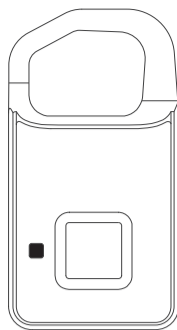
Stand-by Time 6 Months



0.5s Unlock



Security



Thank you for your purchase.

We hope you will enjoy your new TOKK™ Fingerprint Lock.

If you encounter any issues setting it up and/or using your new product, please do not hesitate to call us and we will be very happy to help you. You can also watch our step by step demo video on our website: www.tokktech.com

Our Customer service email is contact@predtechnologies.com

Our Customer service phone number is +1 (858) 999-2114 ext 1

I.USB Interface:

The product is charged by USB. Please fully charge the product at the first time.



Components

- 1.USB Port
- 2.Fingerprint Sensor
- 3.LED Light
- 4.Shackle

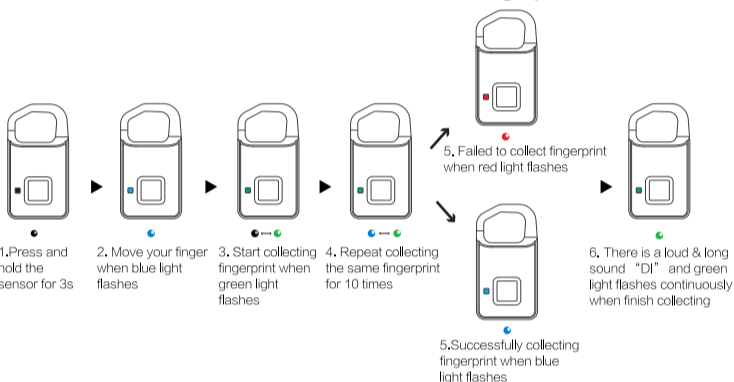
II.Indicator

Use 3-color indicator. Different indicator represents different devices and status:

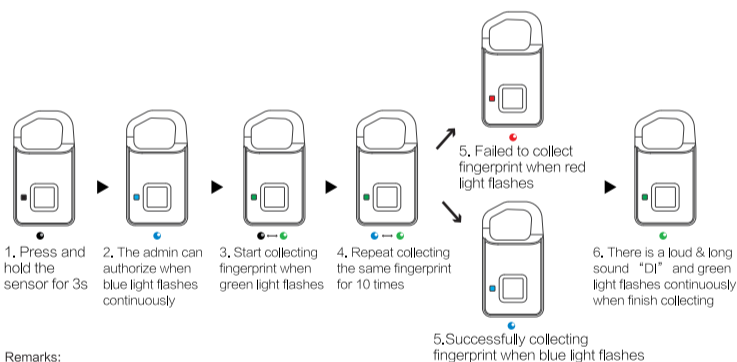
Please check the details as below chart:

| Indicator Light | Fingerprint Padlock Status |
|--------------------------|---|
| Red light flashes | Low power |
| Red light on | Recharging |
| Light off | Completely Charged |
| Green light flash | Fingerprint collection mode |
| Green light always on | Successful to collect fingerprint |
| Blue light always on | Administrator fingerprint authorization |
| Green light flashes fast | Unlock successfully |
| Red light always on | Delete fingerprint mode |
| Red light flash | Failed to collect fingerprint |

III.How to Collect The First Administrator's Fingerprint



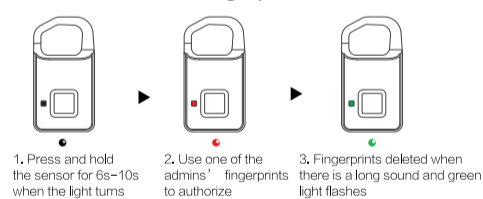
IV.How to Collecting The 2nd to 10th Fingerprints



Remarks:

1. The first and second fingerprints are the admins by default
2. One of the admins fingerprint will be need to authorize when adding fingerprints

V.How to Delete Fingerprints



Remarks:

Only the administrator can delete the fingerprint and delete all the fingerprints at one time

VI.Specifications

Support 360 degree angle fingerprint recognize
Resolution: 508DPI
ESD: +/-12kV air, +/-8kV contact
FRR: <1%
FAR: <0.002%
Recognize time: <300mS
Battery: 3.7V 80mAh
Charger: 5V 200MA

VII.Low voltage

When the voltage $\leq 3.5V$, the red indicator flash fast for 15s. If it keeps in the status of low battery, alarm will go on

Pred Limited Warranty

Pred Technologies USA Inc. warrants this product against defects in material or workmanship as follows:

1.Labor and Parts: If this product is determined to be defective. Pred Technologies will repair or replace the product, at its option, at no charge. From and for a period specified by the retail partner you have purchased our product from.

2.Proof of purchase in the form of a bill of sales or receipted invoice which is evidence that the unit is within the Warranty period must be presented to obtain warranty service.

3.To obtain warranty service, please contact our customer support center:
Via email contact@tokktech.com or call 1 (858) 999-2114 ext 1

This warranty gives you specific legal rights and you may also have other rights which vary from state to state.

Thanks

Pred Technologies USA Inc.

© 2020 PRED Technologies USA Inc. All Rights Reserved.

Features specifications and appearance are subject to change with out notice.

Manufactured & Distributed by: PRED Technologies USA Incorporated.

7855 Fay Avenue, La Jolla, CA 92037

predtechnologies.com