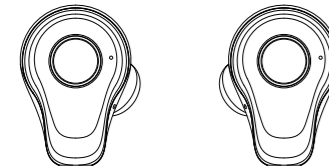


USER GUIDE



TWS
WIRELESS STEREO EARBUDS
PREMIUM 3-in-1 EARBUDS

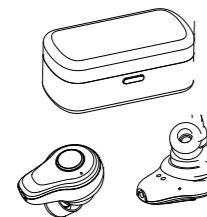
Bluetooth 5.0 More Compatible

Compatible With Apple iOS And Android Smartphone



Product Specifications

WIRELESS STEREO EARBUDS



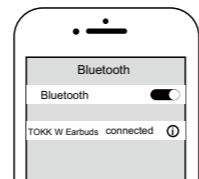
Bluetooth connection name: TOKK W Earbuds
Bluetooth version: 5.0
Input: DC 5V
Earbuds battery capacity: 3.7V/ 70 mAh
Call time: about 5.5 hours
Charging case battery capacity: 3.7V /500 mAh
Backup power capacity: 3.7V /110 mAh
Charging current: 5V 500mA
Support audio format: HSP/HFP/A2DP/AVRCP/TWS
BT profiles support: SBC/AAC
Sensitivity: 101.8±3Db
Frequency response range: 20-20000Hz
Impedance: 32Ω

Secure Simple Pairing

① Take out the earbuds from charging case, the red indicator flashes twice. Then left flashing two blue and red , means TWS paired ready to connect the mobile.



② Open the bluetooth of smartphone, search bluetooth name : TOKK W Earbuds click to pair

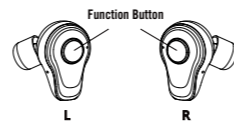


Note: If earbuds do not connect the phone Bluetooth within 1 min, it would enter the standby mode. If necessary, please turn off the headphone , then follow the above steps to connect.

③ Put the earbuds into the charging case after finishing using, it will turn off and charge automatically

④ Use the earbuds again, simply take it out, it could automatically done the pairing and connect the phone

Rich Functions, One-button Control

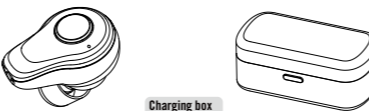


L/R Short Press	Play/Pause Answer/Hang Up
L/R Long Press 2 Seconds	In The Off State:Power On
L/R Long Press 4 Seconds	In The Boot State:Power Off In The Off State:Pairing Mode
L Double Click:Volume - Three Click:Previous Song	R Double Click:Volume + Three Click:Next Song
Long Press 2 Seconds:Wake Up Siri	Long Press 2 Seconds:Call back

Charging Illustration

Backup power

Steady red indicator is charging
Indicator extinguished when fully charged
Full charge for backup power: about 70 minutes



Earbuds

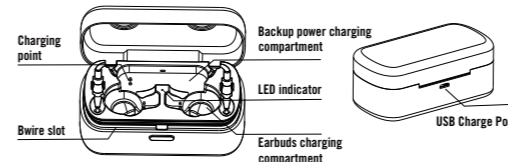
Steady red indicator is charging
Indicator turned blue, then extinguished when fully charged
Full charge for Earbuds: about 70 minutes

Charging box

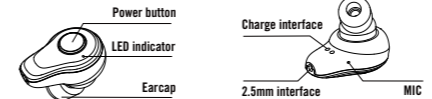
Steady red indicator is charging
Steady blue is fully charged
Full charge for Charging box: about 90 minutes

Product Diagram

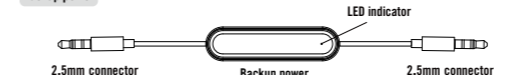
Charging box



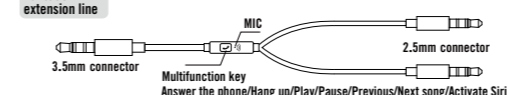
Earbuds



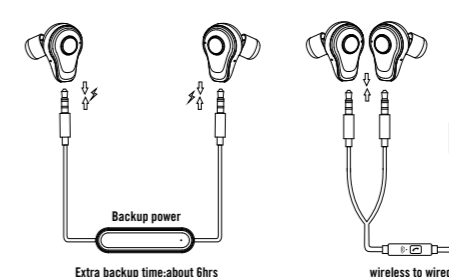
Backup power



Earbuds extension line



Battery Backup Mode & Wired Headphone Mode



Note: Main /subsidiary earbuds change to the wired mode by connected with 2.5mm audio cable. Bluetooth function will switch off if above 3 minutes no connect to mobile, then earbuds button failures, using the cable button for instead.

FAQ:

The phone can not search the Bluetooth headset device:

- Cancel all bluetooth connection in your mobile phone, and then re-open and search the Bluetooth

The headset has interrupt or disconnection during the call or the music time:

- Bluetooth headset power shortage.
- The distance between cell phone and Bluetooth headset more than 10m.
- There is a large area of signal blocking objects between the phone and

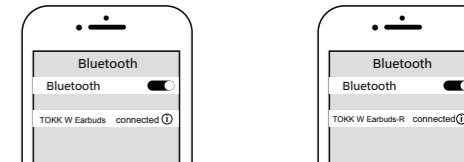
Monaural stereo

- Activated the single earphone model
- Reset only one single earphone. Please reset two earphone at the same time, then power on, the two earphone will pair each other
- One earphone run out of battery, please changing then try it again.

Single Earphone Mode

Activate single earphone mode: in the off mode, long press one earphone (L/R) for 4 seconds.

Prompt tone: Power on- Pairing mode
Bluetooth name: TOKK W Earbuds, TOKK W Earbuds-R



In the single earphone mode, needed two earphone connect different mobile phone, please switch on individually, power on another after one earphone connected the mobile successfully.

About factory settings

When your product need reset to the factory settings

- Reset one earphone, so that TWS can't pairing each other
- TWS can't pairing each other for unknown reason

Restore the factory settings:
In the off state, long press left and right earphone for 20 seconds at the same time
Prompt tone: Power on—Pairing mode-- DuDuDu-- DuDuDu